

UNITY LAUNDRY SYSTEMS MODEL UTS62V

VENDED / ON-PREMISE LAUNDRY
HIGH EFFICIENCY SOFT MOUNT
WASHER EXTRACTOR

Convenient Manual Dispenser

with an easy to flush design and four compartments: pre-wash and main wash (powder or liquid), bleach and fabric softener (liquid only)

Easy to Use Controls

with an intuitive design and multi-lingual support

Digital Coin Mechanism

for reliability and easy programming

Compatible with Electronic Payment Systems

to provide your customers with a digital payment option

Built For A Long Life

including a stainless-steel drum and tub, high quality bearings, and a durable motor

5 Chemical Injection Ports

for compatibility with any external automatic chemical dosing system

Perfectly Tuned Extract Performance

with optimally designed RPMs and G-forces to achieve max extraction and to prevent unbalanced loads

Easy Installation

No concrete pad required - just drop in place

Easy Access Front Panel

for front servicing key components

Before We Ship

we perform a double quality check to ensure that each washer is perfect right out of the box

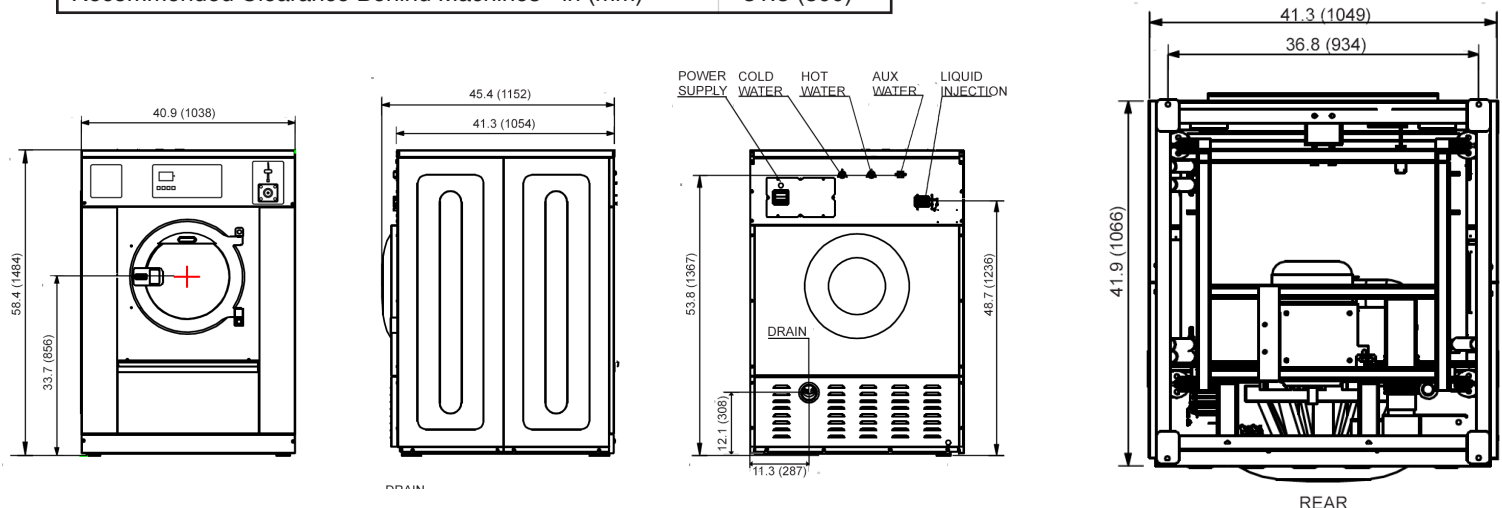
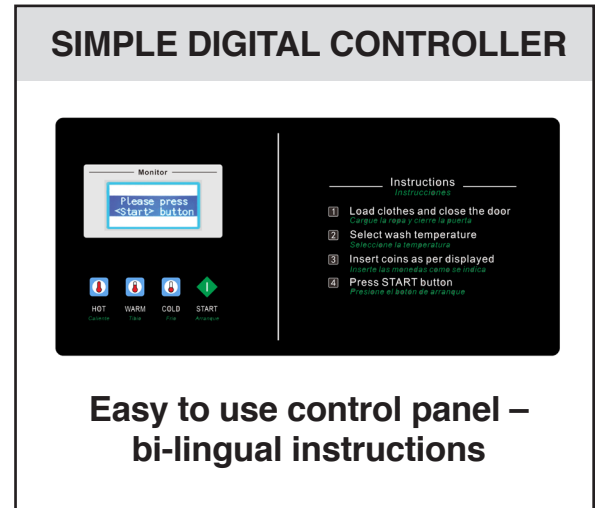
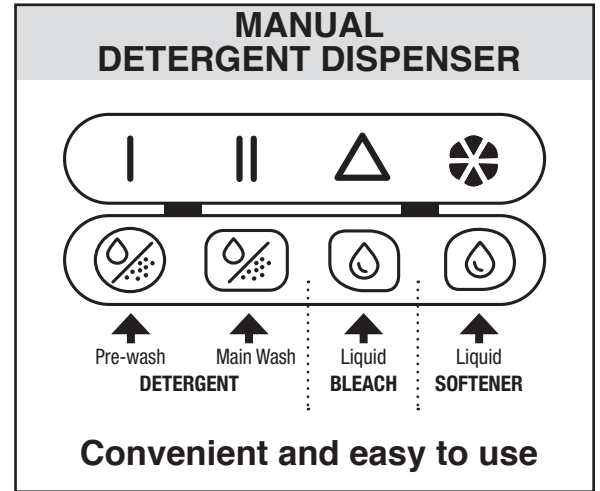


UNITY
LAUNDRY
SYSTEMS

— CARE BEYOND CLOTHES —

®/™ ©2019 Unity Laundry Systems. All rights reserved.

| MOTOR | |
|---|--------------|
| Size – HP (KW) | 3.0 (2.2) |
| CAPACITY | |
| Cylinder Volume – cu. ft. (liters) | 8.8 (251.3) |
| Cylinder Diameter – in. (mm) | 30.5 (774) |
| Cylinder Depth – in. (mm) | 21.0 (534) |
| Dry Load Capacity – lb. (kg) | 62 (28.1) |
| OPERATING SPEED & EXTRACT FORCE | |
| Washing Speed (RPM) | 45-50 |
| Maximum Extract Force (G-force) | 277 |
| Maximum Extract Speed (RPM) | 800 |
| CONNECTIVITY | |
| USB Programmability | Yes |
| DIMENSIONS | |
| Depth – in. (mm) | 45.4 (1152) |
| Width – in. (mm) | 40.9 (1038) |
| Height – in. (mm) | 58.4 (1484) |
| CRATED DIMENSIONS | |
| Depth – in. (mm) | 43.4 (1102) |
| Width – in. (mm) | 48.0 (1220) |
| Height – in. (mm) | 63.6 (1615) |
| APPROXIMATE WEIGHT | |
| Uncrated – lb. (kg) | 1433.2 (650) |
| Crated – lb. (kg) | 1653.5 (750) |
| ELECTRICAL CONNECTION OPTIONS (VOLTS/Hz/PHASE) | |
| 208 – 240V / 50 – 60HZ / 1PH (no electrical heating) | Yes |
| WATER HEATING OPTIONS | |
| Hot / Cold Water Connections Only | Yes |
| WATER, CHEMICAL DISPENSING, DRAINS | |
| Number of Water Inlets | 3 |
| Inlet Sizes – in. (mm) | 3/4 (19.0) |
| Manual Dispenser Compartments, Number | 4 |
| External Chemical Connections, Number | 5 |
| Dump Valve Drain Size – in. (mm) | 3 (76.2) |
| INSTALLATION RECOMMENDATIONS | |
| Recommended Clearance Between Machines - in (mm) | 1.5 (40) |
| Recommended Clearance in front of Machines - in (mm) | 39.4 (1000) |
| Recommended Clearance Behind Machines - in (mm) | 31.5 (800) |



See specific instructions for proper installation. Because of continuous product improvement, Unity Laundry Systems reserves the right to change specifications without notice.

©/™ ©2019 Unity Laundry Systems. All rights reserved.



— CARE BEYOND CLOTHES —