

UNITY LAUNDRY SYSTEMS MODEL UTS29V

VENDED LAUNDRY
HIGH EFFICIENCY SOFT MOUNT
WASHER EXTRACTOR

Easy To Use Controls
with an intuitive design and
multi-lingual support

Convenient Manual Dispenser
with an easy to flush design and four compartments: pre-
wash and main wash (powder or liquid), bleach and fabric
softener (liquid only)

**5 Chemical Injection
Ports**
for compatibility with
any external
automatic chemical
dosing system

Digital Coin Mechanism
for reliability and easy
programming

**Perfectly Tuned
Extract Performance**
with optimally
designed RPMs and
G-forces to achieve
max extraction and to
prevent unbalanced
loads

**Compatible with
Electronic Payment
Systems**
to provide your custom-
ers with a digital payment
option

Easy Installation
No concrete pad
required - just drop in
place

Built For A Long Life
including a stainless-steel
drum and tub, high quality
bearings, and a durable
motor

Easy Access Front Panel
for front servicing of the drain and
other key components

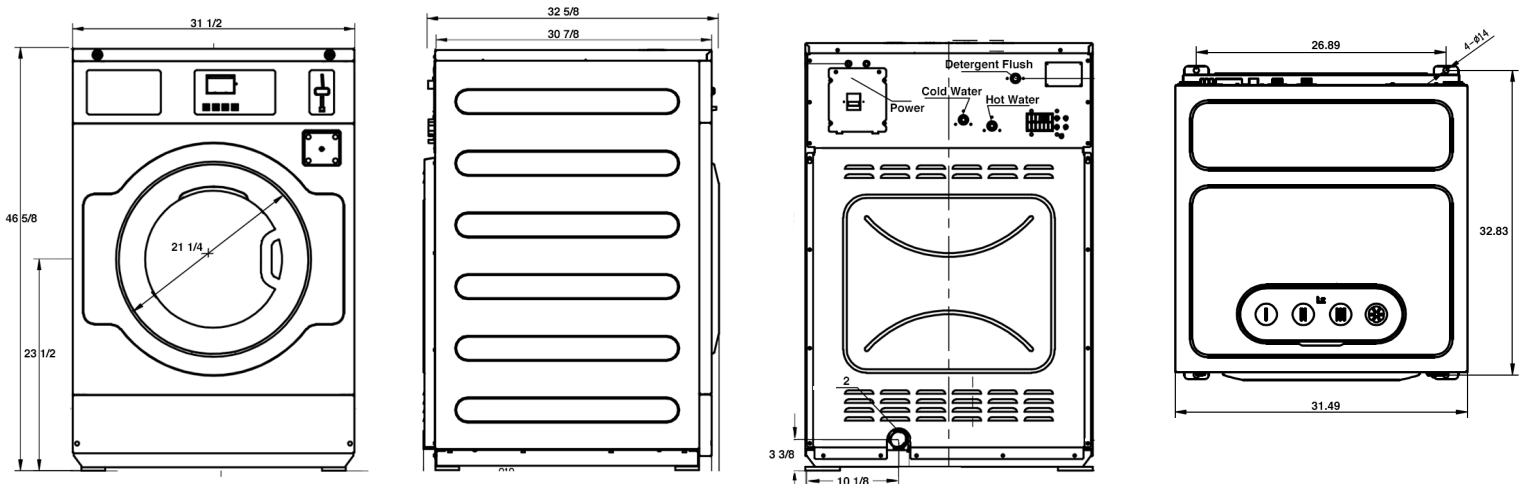
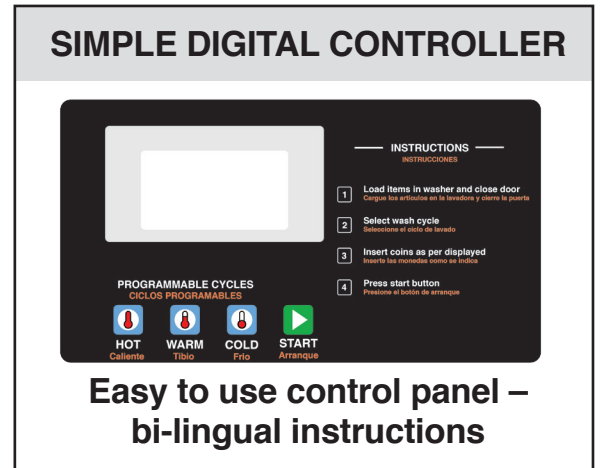
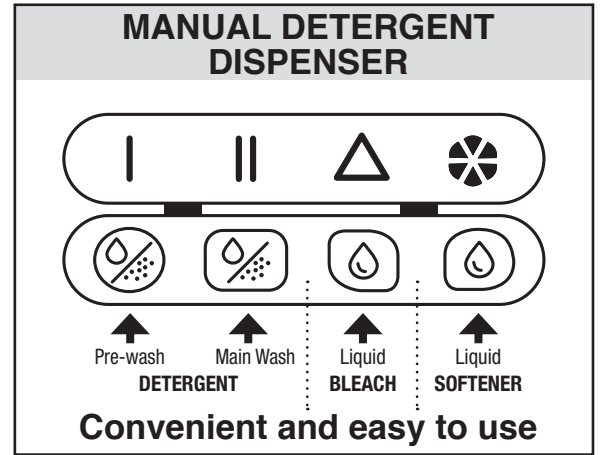
Before We Ship
we perform a double quality
check to ensure that each
washer is perfect right out of
the box



**UNITY
LAUNDRY
SYSTEMS**

— CARE BEYOND CLOTHES —

MOTOR	
Size – HP (KW)	0.5 (0.37)
CAPACITY	
Cylinder Volume – cu. ft. (liters)	3.8 (110)
Cylinder Diameter – in. (mm)	22.5 ((571.5)
Cylinder Depth – in. (mm)	16.3 (415)
Dry Load Capacity – lb. (kg)	29.0 (13)
OPERATING SPEED & EXTRACT FORCE	
Washing Speed (RPM)	45-48
Maximum Extract Force (G-force)	204
Maximum Extract Speed (RPM)	800
CONNECTIVITY	
USB Programmability	Yes
DIMENSIONS	
Depth – in. (mm)	32.6 (830)
Width – in. (mm)	31.5 (800)
Height – in. (mm)	46.6 (1,184)
CRATED DIMENSIONS	
Width – in. (mm)	35 (889)
Depth – in. (mm)	38 (965)
Height – in. (mm)	57.5 (1,460)
APPROXIMATE WEIGHT	
Uncrated – lb. (kg)	529.1 (240)
Crated – lb. (kg)	573.2 (260)
ELECTRICAL CONNECTION OPTIONS (VOLTS/Hz/PHASE)	
208 – 240V / 50 – 60HZ / 1PH (no electrical heating)	Yes
WATER HEATING OPTIONS	
Hot / Cold Water	Yes
WATER, CHEMICAL DISPENSING, DRAINS	
Number of Water Inlets	3
Inlet Sizes – in. (mm)	3/4 (19.0)
Manual Dispenser Compartments, Number	4
External Chemical Connections, Number	5
Dump Valve Drain Size – in. (mm)	2 (51)
INSTALLATION RECOMMENDATIONS	
Recommended Clearance Between Machines - in (mm)	1.5 (40)
Recommended Clearance in front of Machines - in (mm)	39.4 (1000)
Recommended Clearance Behind Machines - in (mm)	31.5 (800)



See specific instructions for proper installation. Because of continuous product improvement, Unity Laundry Systems reserves the right to change specifications without notice.

©/™ ©2021 Unity Laundry Systems. All rights reserved.



— CARE BEYOND CLOTHES —