

# UNITY LAUNDRY SYSTEMS MODEL UTS62V

VENDED / ON-PREMISE LAUNDRY  
HIGH EFFICIENCY SOFT MOUNT  
WASHER EXTRACTOR

## Convenient Manual Dispenser

with an easy to flush design and four compartments: pre-wash and main wash (powder or liquid), bleach and fabric softener (liquid only)

## Easy to Use Controls

with an intuitive design and multi-lingual support

## 5 Chemical Injection Ports

for compatibility with any external automatic chemical dosing system

**Digital Coin Mechanism** for reliability and easy programming

**Compatible with Electronic Payment Systems** to provide your customers with a digital payment option

## Perfectly Tuned Extract Performance

with optimally designed RPMs and G-forces to achieve max extraction and to prevent unbalanced loads

**Built For A Long Life** including a stainless-steel drum and tub, high quality bearings, and a durable motor

## Easy Installation

No concrete pad required - just drop in place

## Easy Access Front Panel

for front servicing key components

## Before We Ship

we perform a double quality check to ensure that each washer is perfect right out of the box

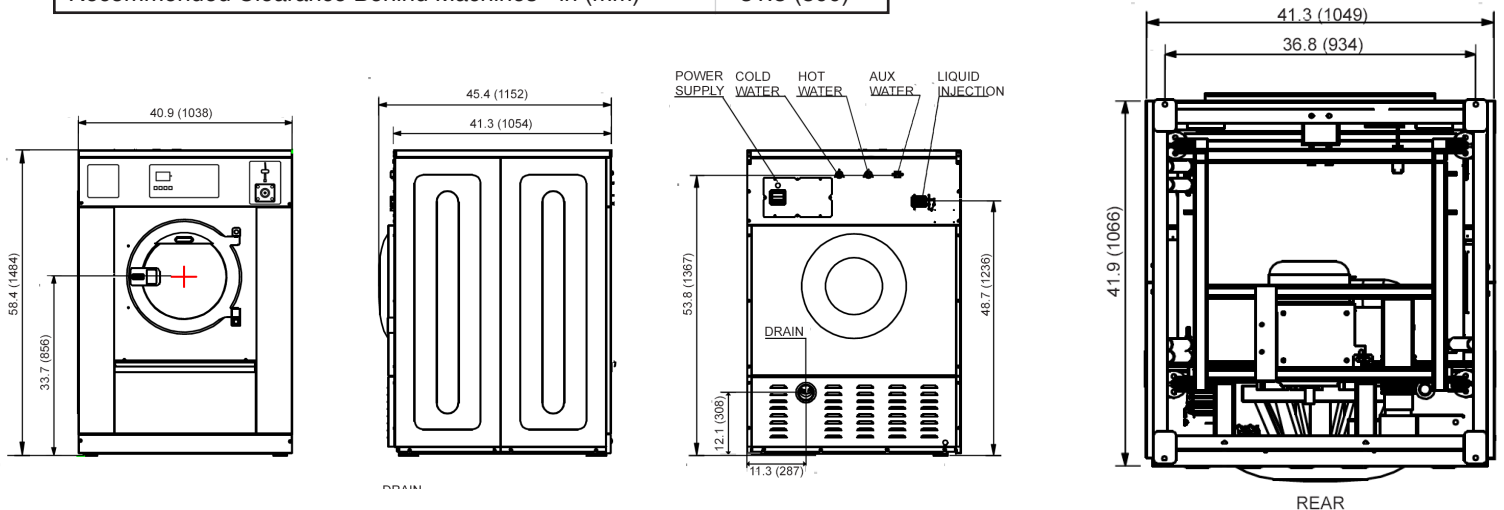
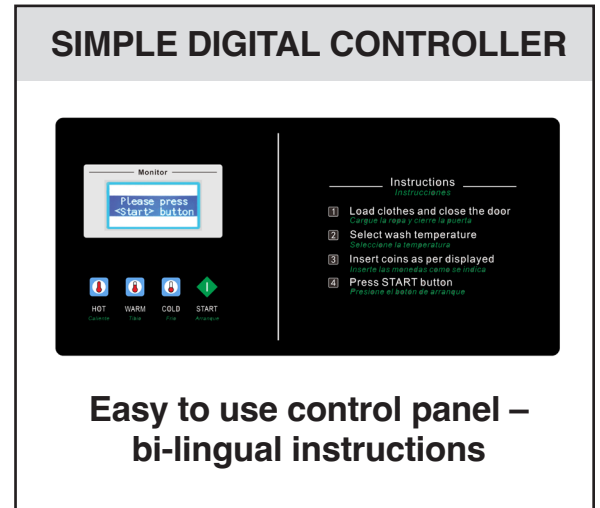
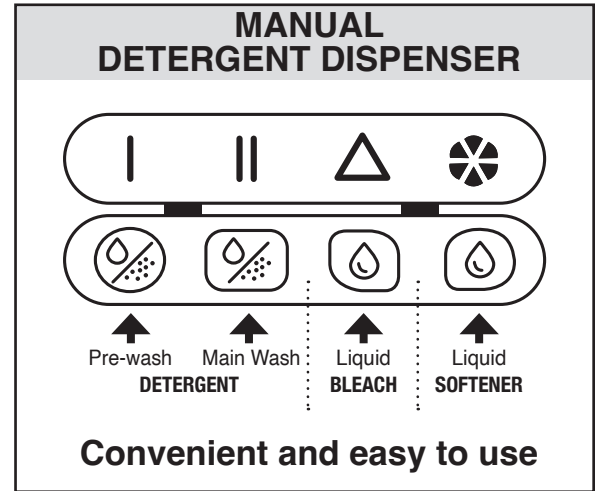


UNITY  
LAUNDRY  
SYSTEMS

— CARE BEYOND CLOTHES —

®/™ ©2022 Unity Laundry Systems. All rights reserved.

<b>MOTOR</b>	
Size – HP (KW)	3.0 (2.2)
<b>CAPACITY</b>	
Cylinder Volume – cu. ft. (liters)	8.8 (251.3)
Cylinder Diameter – in. (mm)	30.5 (774)
Cylinder Depth – in. (mm)	21.0 (534)
Dry Load Capacity – lb. (kg)	62 (28.1)
<b>OPERATING SPEED &amp; EXTRACT FORCE</b>	
Washing Speed (RPM)	45-50
Maximum Extract Force (G-force)	277
Maximum Extract Speed (RPM)	800
<b>CONNECTIVITY</b>	
USB Programmability	Yes
<b>DIMENSIONS</b>	
Depth – in. (mm)	45.4 (1152)
Width – in. (mm)	40.9 (1038)
Height – in. (mm)	58.4 (1484)
<b>CRATED DIMENSIONS</b>	
Depth – in. (mm)	48.0 (1220)
Width – in. (mm)	43.4 (1102)
Height – in. (mm)	63.6 (1615)
<b>APPROXIMATE WEIGHT</b>	
Uncrated – lb. (kg)	1433.2 (650)
Crated – lb. (kg)	1653.5 (750)
<b>ELECTRICAL CONNECTION OPTIONS (VOLTS/Hz/PHASE)</b>	
208 – 240V / 50 – 60HZ / 1PH (no electrical heating)	Yes
<b>WATER HEATING OPTIONS</b>	
Hot / Cold Water Connections Only	Yes
<b>WATER, CHEMICAL DISPENSING, DRAINS</b>	
Number of Water Inlets	3
Inlet Sizes – in. (mm)	3/4 (19.0)
Manual Dispenser Compartments, Number	4
External Chemical Connections, Number	5
Dump Valve Drain Size – in. (mm)	3 (76.2)
<b>INSTALLATION RECOMMENDATIONS</b>	
Recommended Clearance Between Machines - in (mm)	1.5 (40)
Recommended Clearance in front of Machines - in (mm)	39.4 (1000)
Recommended Clearance Behind Machines - in (mm)	31.5 (800)



See specific instructions for proper installation. Because of continuous product improvement, Unity Laundry Systems reserves the right to change specifications without notice.

©/™ ©2022 Unity Laundry Systems. All rights reserved.